

**MONTHLY REPORT OF DISBURSEMENTS**  
For the month of December 2019

Department: Department of Trade and Industry (DTI)  
 Agency: Technical Education and Skills Development Authority  
 Operating Unit: Central Office  
 Organization Code: 22 009 0100000  
 Fund Cluster: 01 Regular Agency Fund


Particulars	Current Year Budget						Prior Year's Budget						Current Year's Accounts Payable						Prior Year's Accounts Payable						Grand Total					
	PS	MOOE	FinEx	CO	TOTAL	PS	PS	MOOE	FinEx	CO	TOTAL	PS	MOOE	FinEx	CO	TOTAL	PS	MOOE	FinEx	CO	TOTAL	PS	MOOE	FinEx	CO	TOTAL				
	2	3	4	5	6	7	8	9	10	11	12	13	14	15	16	17	18	19	20	21	22	23	24	25	26	27				
1																														
CASH DISBURSEMENTS	29,824,801.49	39,450,078.81	-	73,872,210.88	143,147,091.18	-	-	-	-	104,424.51	-	-	-	-	104,424.51	143,251,515.69	29,824,801.49	39,554,503.32	-	73,872,210.88	143,251,515.69	-	-	-	-	73,872,210.88	143,251,515.69			
Notice of Cash Allocation (NCA)	29,824,801.49	39,450,078.81	-	73,872,210.88	143,147,091.18	-	-	-	-	104,424.51	-	-	-	-	104,424.51	143,251,515.69	29,824,801.49	39,554,503.32	-	73,872,210.88	143,251,515.69	-	-	-	-	73,872,210.88	143,251,515.69			
MOS Checks Issued	11,326,701.33	9,634,029.78	-	73,535,308.03	94,496,089.14	-	-	-	-	-	-	-	-	-	-	94,496,089.14	11,326,701.33	9,634,029.78	-	73,535,308.03	94,496,089.14	-	-	-	-	73,535,308.03	94,496,089.14			
Advance Debt Account	18,498,100.16	29,816,049.03	-	330,852.85	48,651,002.04	-	-	-	-	104,424.51	-	-	-	-	104,424.51	48,755,426.56	18,498,100.16	29,820,473.54	-	330,852.85	48,755,426.56	-	-	-	-	330,852.85	48,755,426.56			
Notice of Transfer Allocations (NTA)	-	-	-	-	-	-	-	-	-	-	-	-	-	-	-	-	-	-	-	-	-	-	-	-	-	-	-	-		
1. Checks Issued	-	-	-	-	-	-	-	-	-	-	-	-	-	-	-	-	-	-	-	-	-	-	-	-	-	-	-	-		
1 to Debt Account	-	-	-	-	-	-	-	-	-	-	-	-	-	-	-	-	-	-	-	-	-	-	-	-	-	-	-	-		
2 Fund for FAPs	-	-	-	-	-	-	-	-	-	-	-	-	-	-	-	-	-	-	-	-	-	-	-	-	-	-	-	-		
Cash Disbursement Calling (CDC)	-	-	-	-	-	-	-	-	-	-	-	-	-	-	-	-	-	-	-	-	-	-	-	-	-	-	-	-		
TOTAL CASH DISBURSEMENTS	29,824,801.49	39,450,078.81	-	73,872,210.88	143,147,091.18	-	-	-	-	104,424.51	-	-	-	-	104,424.51	143,251,515.69	29,824,801.49	39,554,503.32	-	73,872,210.88	143,251,515.69	-	-	-	-	73,872,210.88	143,251,515.69			
NON-CASH DISBURSEMENTS	2,573,636.71	1,019,927.40	-	3,593,564.11	3,593,564.11	-	-	-	-	-	-	-	-	-	-	3,593,564.11	2,573,636.71	1,019,927.40	-	-	3,593,564.11	-	-	-	-	-	3,593,564.11			
Tax Remittance Advice Issued (TRA)	2,573,636.71	1,019,927.40	-	3,593,564.11	3,593,564.11	-	-	-	-	-	-	-	-	-	-	3,593,564.11	2,573,636.71	1,019,927.40	-	-	3,593,564.11	-	-	-	-	-	3,593,564.11			
Non-Cash Availment Authority (NCAA)	-	-	-	-	-	-	-	-	-	-	-	-	-	-	-	-	-	-	-	-	-	-	-	-	-	-	-	-		
Disbursements effected through outright disbursement of government property	-	-	-	-	-	-	-	-	-	-	-	-	-	-	-	-	-	-	-	-	-	-	-	-	-	-	-	-		
Disbursements effected through outright disbursement of expenditure of personnel property	-	-	-	-	-	-	-	-	-	-	-	-	-	-	-	-	-	-	-	-	-	-	-	-	-	-	-	-		
Beneficial disbursement for use of government property	-	-	-	-	-	-	-	-	-	-	-	-	-	-	-	-	-	-	-	-	-	-	-	-	-	-	-	-		
Liquidated damages and similar claims	-	-	-	-	-	-	-	-	-	-	-	-	-	-	-	-	-	-	-	-	-	-	-	-	-	-	-	-		
Other (TEF, BIT, Documentary Stamp tax, etc.)	-	-	-	-	-	-	-	-	-	-	-	-	-	-	-	-	-	-	-	-	-	-	-	-	-	-	-	-		
TOTAL NON-CASH DISBURSEMENTS	2,573,636.71	1,019,927.40	-	3,593,564.11	3,593,564.11	-	-	-	-	-	-	-	-	-	-	3,593,564.11	2,573,636.71	1,019,927.40	-	-	3,593,564.11	-	-	-	-	-	3,593,564.11			
GRAND TOTAL	32,398,438.20	40,470,006.21	-	77,465,775.99	146,740,655.29	-	-	-	-	104,424.51	-	-	-	-	104,424.51	146,845,079.80	32,398,438.20	40,574,433.72	-	-	146,845,079.80	-	-	-	-	146,845,079.80				

**SUMMARY**

Particulars	This Month	As at Date
Total Disbursement Authorities Received	7,954,310,247.56	8,353,115,793.67
NCA	7,937,702,231.00	8,332,814,213.00
NTA	-	-
Working Fund	-	-
TRA	20,608,016.56	30,301,580.67
CDC	-	-
NCAA	-	-
Less: Notice of Transfer of Allocations (NTA) issued	4,843,852,563.62	5,149,350,564.34
Total Disbursement Authorities Available	3,110,457,683.94	3,203,765,229.33
Less:		
NCA	564,625,066.08	564,629,552.55
ments	2,482,290,998.98	2,638,135,676.78
After Non-Cash Disbursements	-	-
Disbursements effected through outright deductions from claims	-	-
Overpayment of expense (e.g. personnel benefits)	-	-
Restitution for loss of government property	-	-
Liquidated damages and similar claims	-	-
Others (e.g. TEF, BIT, Doc. Stamp, etc.)	-	-
Adjustments (e.g. cancelled checks)	-	-
Balance of Disbursement Authorities as at date	53,542,020.88	3,203,765,229.33
Total Disbursements Program	3,110,457,683.94	2,639,130,676.78
Less: Actual Disbursements	2,482,290,998.98	53,537,534.41
(Over)/Under spending	618,167,086.96	584,629,552.55

Notes: \*\* Amounts should tally with the grand total disbursement (column 27).

Recommending Approval:  
  
 DIR. CARLIZA D. QUINA  
 Date

Approved:  
  
 SEC. ISIDRO S. LAPEÑA, PH.D., CSEE  
 Date

Certified Correct:  
  
 RICHMOND RYAN B. CABAREN  
 Date

MONTHLY REPORT OF DISBURSEMENTS  
For the month of December 2019

Department: Department of Trade and Industry (DTI)  
Agency: Technical Education and Skills Development Authority  
Operating Unit: Central Office  
Organization Code: 22 009 0100000  
Fund Cluster: 01 Regular Agency Fund


Particulars	Current Year Budget										Prior Year's Budget										Grand Total				Remarks			
	Current Year Budget					Prior Year's Budget					Current Year's Accounts Payable					Trust Liabilities					Grand Total							
	PS	MOOE	FinEx	CO	TOTAL	PS	MOOE	FinEx	CO	TOTAL	PS	MOOE	FinEx	CO	TOTAL	PS	MOOE	FinEx	CO	TOTAL	PS	MOOE	FinEx	CO		TOTAL		
1	2	3	4	5	6	7	8	9	10	11	12	13	14	15	16	17	18	19	20	21	22	23	24	25	26	27	28	
CASH DISBURSEMENTS	29,824,801.49	39,450,078.81	73,872,210.88	143,147,091.18	143,147,091.18	104,424.51	104,424.51	104,424.51	104,424.51	104,424.51	104,424.51	104,424.51	104,424.51	104,424.51	104,424.51	104,424.51	104,424.51	104,424.51	104,424.51	104,424.51	104,424.51	104,424.51	104,424.51	104,424.51	104,424.51	104,424.51	104,424.51	104,424.51
Notes of Cash Allocation (NCA)	29,824,801.49	39,450,078.81	73,872,210.88	143,147,091.18	143,147,091.18	104,424.51	104,424.51	104,424.51	104,424.51	104,424.51	104,424.51	104,424.51	104,424.51	104,424.51	104,424.51	104,424.51	104,424.51	104,424.51	104,424.51	104,424.51	104,424.51	104,424.51	104,424.51	104,424.51	104,424.51	104,424.51	104,424.51	104,424.51
MDS Checks Issued	11,325,701.33	9,634,029.78	73,535,359.03	94,496,089.14	94,496,089.14	104,424.51	104,424.51	104,424.51	104,424.51	104,424.51	104,424.51	104,424.51	104,424.51	104,424.51	104,424.51	104,424.51	104,424.51	104,424.51	104,424.51	104,424.51	104,424.51	104,424.51	104,424.51	104,424.51	104,424.51	104,424.51	104,424.51	104,424.51
Advice to Debit Account	18,499,100.16	29,816,049.03	336,852.85	46,651,002.04	46,651,002.04	104,424.51	104,424.51	104,424.51	104,424.51	104,424.51	104,424.51	104,424.51	104,424.51	104,424.51	104,424.51	104,424.51	104,424.51	104,424.51	104,424.51	104,424.51	104,424.51	104,424.51	104,424.51	104,424.51	104,424.51	104,424.51	104,424.51	104,424.51
Notes of Transfer Allocations (NTA)																												
* Checks Issued to Debit Account																												
* Fund for FAPs																												
Cash Disbursement Ceiling (CDC)																												
TOTAL CASH DISBURSEMENTS	29,824,801.49	39,450,078.81	73,872,210.88	143,147,091.18	143,147,091.18	104,424.51	104,424.51	104,424.51	104,424.51	104,424.51	104,424.51	104,424.51	104,424.51	104,424.51	104,424.51	104,424.51	104,424.51	104,424.51	104,424.51	104,424.51	104,424.51	104,424.51	104,424.51	104,424.51	104,424.51	104,424.51	104,424.51	104,424.51
NON-CASH DISBURSEMENTS	2,573,636.71	1,019,927.40	3,593,564.11	3,593,564.11	3,593,564.11																							
Tax Remittance Advances Issued (TRA)	2,573,636.71	1,019,927.40	3,593,564.11	3,593,564.11	3,593,564.11																							
Non-Cash Advanture Authority (NCAA)																												
Disbursements affected through outright deductions from grants, projects, and other personal benefits																												
Restitution for loss of government assets																												
Other (TEF, BTR, Documentary Stamp Tax, etc.)																												
TOTAL NON-CASH DISBURSEMENTS	2,573,636.71	1,019,927.40	3,593,564.11	3,593,564.11	3,593,564.11																							
GRAND TOTAL	32,398,438.20	40,470,006.21	77,465,775.00	146,740,655.29	146,740,655.29	104,424.51	104,424.51	104,424.51	104,424.51	104,424.51	104,424.51	104,424.51	104,424.51	104,424.51	104,424.51	104,424.51	104,424.51	104,424.51	104,424.51	104,424.51	104,424.51	104,424.51	104,424.51	104,424.51	104,424.51	104,424.51	104,424.51	104,424.51

SUMMARY

Particulars	This Month	As at Date
Total Disbursement Authorities Received	(B)	(4)
NCA	396,805,546.11	8,323,115,793.67
NTA	395,211,562.00	8,322,914,213.00
Working Fund		
TRA	3,593,564.11	30,301,560.67
CDC		
NCAA		
Less: Notes of Transfer of Allocations (NTA) issued	305,498,000.72	5,149,350,564.34
Total Disbursement Authorities Available	93,307,545.39	3,203,765,229.33
Less:		
NCA	4,496.47	564,629,592.65
Less: Other Non-Cash Disbursements	146,845,079.80	2,639,135,676.78
Disbursements effected through outright deductions from claims		
Overpayment of expenses (e.g. personnel benefits)		
Restitution for loss of government property		
Liquidated damages and similar claims		
Others (e.g. TEF, BTR, Docs Stamp, etc.)		
Adjustments (e.g. cancelled checks)		
Balance of Disbursement Authorities as at date	53,542,020.88	
Total Disbursements Program	93,307,545.39	3,203,765,229.33
Less: Actual Disbursements	146,845,079.80	2,639,135,676.78
(Over)/Under spending	53,537,534.41	564,629,592.65

Notes: \* Amounts should tally with the grand total disbursement (column 27).

Certified Correct:  
  
RAYMOND BRYAN D. LAPENA  
Date

Recommending Approval:  
  
DIR. CARPA A. PACIMA  
Date

Approved By:  
  
SEC. SIDRO S. LAPENA, PH.D., CSEE  
Date

**MONTHLY REPORT OF DISBURSEMENTS**  
For the Month of December 31, 2019

FAR No. 4

Department: OFFICE OF THE PRESIDENT - OTHER EXECUTIVE OFFICES  
 Agency: TECHNICAL EDUCATION AND SKILLS DEVELOPMENT AUTHORITY (TESDA)  
 Operating Unit: CENTRAL OFFICE  
 Organization Code: 16-009-01-00000  
 Funding Source: 01 - Regular Agency Fund


PARTICULARS	CURRENT YEAR BUDGET				PRIOR YEAR'S BUDGET					SUB-TOTAL	GRAND TOTAL				REMARKS
	PS	MOOE	CO	TOTAL	PRIOR YEAR'S ACCOUNTS PAYABLE				TOTAL		PS	MOOE	CO	TOTAL	
					PS	MOOE	CO	Sub-Total							
Notice of Cash Allocation															
MDS Checks Issued	11,326,701.33	9,634,029.78	73,535,358.03	94,496,089.14	-	-	-	-	-	94,496,089.14	11,326,701.33	9,634,029.78	73,535,358.03	94,496,089.14	
LDDAP-ADA	18,498,100.16	29,816,049.03	336,852.85	48,651,002.04	-	104,424.51	-	104,424.51	104,424.51	48,755,426.55	18,498,100.16	29,920,473.54	336,852.85	48,755,426.55	
Tax Remittance Advice	2,573,636.71	1,019,927.40	-	3,593,564.11	-	-	-	-	-	3,593,564.11	2,573,636.71	1,019,927.40	-	3,593,564.11	
<b>Total</b>	<b>32,398,438.20</b>	<b>40,470,006.21</b>	<b>73,872,210.88</b>	<b>146,740,655.29</b>	<b>-</b>	<b>104,424.51</b>	<b>-</b>	<b>104,424.51</b>	<b>104,424.51</b>	<b>146,845,079.80</b>	<b>32,398,438.20</b>	<b>40,574,430.72</b>	<b>73,872,210.88</b>	<b>146,845,079.80</b>	

SUMMARY:


	Prev. Report	This Month	As of Date
Total Disbursements Authorities Received	7,954,310,247.56	398,805,546.11	8,353,115,793.67
Notice of Cash Allocation (NCA)	7,927,702,231.00	395,211,982.00	8,322,914,213.00
Tax Remittance Advice (TRA)	26,608,016.56	3,593,564.11	30,201,580.67
Less: Notice of Transfer Allocation (NTA) Issued	4,843,852,563.62	305,498,000.72	5,149,350,564.34
Total Disbursements Authorities Available	3,110,457,683.94	93,307,545.39	3,203,765,229.33
Less:			
Lapsed NCA	564,625,066.08	4,486.47	564,629,552.55
Disbursements	2,492,290,596.98	146,845,079.80	2,639,135,676.78
Total	3,056,915,663.06	146,849,566.27	3,203,765,229.33
Balance of Disbursements Authorities as of to Date	53,542,020.88	(53,542,020.88)	(0.00)

	Prev. Report	This Month	As of Date
Total Disbursements Program	3,110,457,683.94	93,307,545.39	3,203,765,229.33
Less: Actual Disbursements	2,492,290,596.98	146,845,079.80	2,639,135,676.78
(Over)/Under Spending	618,167,086.96	(53,537,534.41)	564,629,552.55

Certified Correct:

  
 RICHMOND RYAN D. ALCAZAREN  
 OIC, Accounting Division, FMS  
 Date: \_\_\_\_\_

Approved by:

  
 SEC. ISIDRO S. LAPEÑA, PhD, CSEE  
 Director General  
 Date: \_\_\_\_\_ *bd*

**MONTHLY REPORT OF DISBURSEMENTS**

For the Month of December 31, 2019

FAR No. 4

Department OFFICE OF THE PRESIDENT - OTHER EXECUTIVE OFFICES  
 Agency TECHNICAL EDUCATION AND SKILLS DEVELOPMENT AUTHORITY (TESDA)  
 Operating Unit CENTRAL OFFICE  
 Organization Code 16-009-01-00000  
 Funding Source 01 - Regular Agency Fund

PARTICULARS	CURRENT YEAR BUDGET				PRIOR YEAR'S BUDGET					SUB-TOTAL	GRAND TOTAL				REMARKS
	PS	MOOE	CO	TOTAL	PRIOR YEAR'S ACCOUNTS PAYABLE				TOTAL		PS	MOOE	CO	TOTAL	
					PS	MOOE	CO	Sub-Total							
Notice of Cash Allocation															
MDS Checks Issued	11,326,701.33	9,634,029.78	73,535,358.03	94,496,089.14	-	-	-	-	-	94,496,089.14	11,326,701.33	9,634,029.78	73,535,358.03	94,496,089.14	
LDDAP-ADA	18,498,100.16	29,816,049.03	336,852.85	48,651,002.04	-	104,424.51	-	104,424.51	104,424.51	48,755,426.55	18,498,100.16	29,920,473.54	336,852.85	48,755,426.55	
Tax Remittance Advice	2,573,636.71	1,019,927.40	-	3,593,564.11	-	-	-	-	-	3,593,564.11	2,573,636.71	1,019,927.40	-	3,593,564.11	
<b>Total</b>	<b>32,398,438.20</b>	<b>40,470,006.21</b>	<b>73,872,210.88</b>	<b>146,740,655.29</b>	<b>-</b>	<b>104,424.51</b>	<b>-</b>	<b>104,424.51</b>	<b>104,424.51</b>	<b>146,845,079.80</b>	<b>32,398,438.20</b>	<b>40,574,430.72</b>	<b>73,872,210.88</b>	<b>146,845,079.80</b>	

SUMMARY:

	Prev. Report	This Month	As of Date
Total Disbursements Authorities Received	7,954,310,247.56	398,805,546.11	8,353,115,793.67
Notice of Cash Allocation (NCA)	7,927,702,231.00	395,211,982.00	8,322,914,213.00
Tax Remittance Advice (TRA)	26,608,016.56	3,593,564.11	30,201,580.67
Less: Notice of Transfer Allocation (NTA) Issued	4,843,852,563.62	305,498,000.72	5,149,350,564.34
Total Disbursements Authorities Available	3,110,457,683.94	93,307,545.39	3,203,765,229.33
Less:			
Lapsed NCA	564,625,066.08	4,486.47	564,629,552.55
Disbursements	2,492,290,596.98	146,845,079.80	2,639,135,676.78
Total	3,056,915,663.06	146,849,566.27	3,203,765,229.33
Balance of Disbursements Authorities as of to Date	53,542,020.88	(53,542,020.88)	(0.00)

	Prev. Report	This Month	As of Date
Total Disbursements Program	3,110,457,683.94	93,307,545.39	3,203,765,229.33
Less: Actual Disbursements (Over)/Under Spending	2,492,290,596.98	146,845,079.80	2,639,135,676.78
	618,167,086.96	(53,537,534.41)	564,629,552.55

Certified Correct:

*[Signature]*  
 RICHMOND RYAN D. ALCAZAREN  
 OIC, Accounting Division-FMS  
 Date: \_\_\_\_\_

Approved by:

*[Signature]*  
 SEC. ISIDRO S. LAPEÑA, PhD, CSEE  
 Director General  
 Date: \_\_\_\_\_ *bd*

**MONTHLY REPORT OF DISBURSEMENTS**  
For the Month of December 1-31, 2019

FAR No. 4

Department **DEPARTMENT OF TRADE AND INDUSTRY (DTI)**  
 Agency **TECHNICAL EDUCATION AND SKILLS DEVELOPMENT AUTHORITY (TESDA)**  
 Operating Unit **CENTRAL OFFICE**  
 Organization Code **22-009-0100000**  
 Funding Source **01 - Regular Agency Fund**


PARTICULARS	CURRENT YEAR BUDGET				PRIOR YEAR'S BUDGET					SUB-TOTAL	GRAND TOTAL				REMARKS
	PS	MOOE	CO	TOTAL	PRIOR YEAR'S ACCOUNTS PAYABLE				TOTAL		PS	MOOE	CO	TOTAL	
					PS	MOOE	CO	Sub-Total							
Notice of Cash Allocation															
MDS Checks Issued	11,326,701.33	9,634,029.78	73,535,358.03	94,496,089.14	-	-	-	-	-	94,496,089.14	11,326,701.33	9,634,029.78	73,535,358.03	94,496,089.14	
LDDAP-ADA	18,498,100.16	29,816,049.03	336,852.85	48,651,002.04	-	104,424.51	-	104,424.51	104,424.51	48,755,426.55	18,498,100.16	29,920,473.54	336,852.85	48,755,426.55	
Tax Remittance Advice	2,573,636.71	1,019,927.40	-	3,593,564.11	-	-	-	-	-	3,593,564.11	2,573,636.71	1,019,927.40	-	3,593,564.11	
<b>Total</b>	<b>32,398,438.20</b>	<b>40,470,006.21</b>	<b>73,872,210.88</b>	<b>146,740,655.29</b>	<b>-</b>	<b>104,424.51</b>	<b>-</b>	<b>104,424.51</b>	<b>104,424.51</b>	<b>146,845,079.80</b>	<b>32,398,438.20</b>	<b>40,574,430.72</b>	<b>73,872,210.88</b>	<b>146,845,079.80</b>	

SUMMARY:

	Prev. Report	This Month	As of Date
Total Disbursements Authorities Received	<b>7,954,310,247.56</b>	<b>398,805,546.11</b>	<b>8,353,115,793.67</b>
Notice of Cash Allocation (NCA)	7,927,702,231.00	395,211,982.00	8,322,914,213.00
Tax Remittance Advice (TRA)	26,608,016.56	3,593,564.11	30,201,580.67
Less: Notice of Transfer Allocation (NTA) Issued	4,843,852,563.62	305,498,000.72	5,149,350,564.34
Total Disbursements Authorities Available	<b>3,110,457,683.94</b>	<b>93,307,545.39</b>	<b>3,203,765,229.33</b>
Less:			
Lapsed NCA Disbursements	564,625,066.08	4,486.47	564,629,552.55
Total	<b>2,492,290,596.98</b>	<b>146,845,079.80</b>	<b>2,639,135,676.78</b>
Balance of Disbursements Authorities as of to Date	<b>53,542,020.88</b>	<b>(53,542,020.88)</b>	<b>-</b>

	Prev. Report	This Month	As of Date
Total Disbursements Program	3,110,457,683.94	93,307,545.39	3,203,765,229.33
Less: Actual Disbursements (Over)/Under Spending	<b>2,492,290,596.98</b>	<b>146,845,079.80</b>	<b>2,639,135,676.78</b>
	<b>618,167,086.96</b>	<b>(53,537,534.41)</b>	<b>564,629,552.55</b>

Certified Correct:

  
**RICHMOND RYAN D. ALCAZAREN**  
 O.C. Accounting Division-FMS  
 Date: \_\_\_\_\_

Approved by:

  
**SEC. ISIDRO S. LAPEÑA, PhD, CSEE**  
 Director General  
 Date: \_\_\_\_\_ *wd*